



The \$438 million Shoalhaven Hospital redevelopment has taken an exciting step forward with the Redevelopment Project Master Plan finalised. A new building for acute care services including the emergency department, intensive care, operating theatres, medical and surgical wards and Mental Health will be directly connected to the existing hospital.

Why we need to redevelop our hospital

The region's population is growing and ageing, and people are living longer with chronic and complex illnesses. By 2031, the Shoalhaven catchment is forecast to grow 12%, with significantly faster population growth in the 70+ age groups.

Health services in the region will be more self-sufficient, giving residents access to more services locally so they don't have to leave the region for treatment.





The vision

The redeveloped Shoalhaven Hospital will be the health hub for the region, providing the majority of emergency, critical care, acute, subacute and non-admitted services locally, reducing the need to transfer patients to Wollongong and Sydney.

Shoalhaven Hospital will continue to be linked with Wollongong and the new Shellharbour Hospital as part of a District-wide network.

What is the Redevelopment Master Plan and how was it developed?

The Master Plan is a map of the site that identifies the key elements of the hospital and shows the space each requires and how they best connect with each other.

The plan considers how those key connections and requirements can be supported with different types of infrastructure. It also helps to ensure that future infrastructure projects can link in with the redeveloped hospital and surrounding precinct.

Consumers and community representation have been involved with each step of the process, taking part in user group meetings to help shape the Master Plan.

The Master Plan was developed to make use of available land and is adjacent to existing hospital infrastructure. This will allow the delivery of clinical services to continue with ongoing infrastructure projects on the site.

It concentrates clinical development at the centre of the site, which enables the creation of open green space at the southern end of the site.

The Master Plan considers site topography, existing infrastructure, functional relationship, town planning guidelines, environment, biodiversity and site access.


What's next?

- Site office to be established
- Functional design briefing under way — this describes how the range of services will operate and the functional and design requirements of the redevelopment
- Concept planning under way
- Community and staff engagement to continue, via newsletters, website and social media

Have questions or feedback?

- Go to our website for more information: ISLHD.health.nsw.gov.au
- Email us: Projectcomms@health.nsw.gov.au

The Master Plan was developed based on the clinical needs of the Shoalhaven now and into the future. New and expanded services will include:



Aged Care

Aged care beds will be significantly increased to meet the growing need for local aged care services.

A comprehensive aged care service will be provided through a new dedicated ward, complimented by a subacute geriatric evaluation and management ward.

Outpatient clinics will be expanded to provide greater access to outpatient medical, nursing and allied health services.

Greater collaboration with Mental Health will be developed to provide specialist older persons psychiatry and improve care for patients with behavioural and psychological symptoms of dementia.




Cardiology

Cardiovascular conditions represent the highest burden of disease in the Shoalhaven region. A new dedicated cardiology inpatient ward and Coronary Care Unit will be established and staffed with a dedicated cardiology team.

A cardiac diagnostic centre and cardiac catheterisation laboratory (cathlab) will be provided, reducing the need to transfer patients to Wollongong Hospital for treatment.

Additional cardiac clinics will be provided in the outpatients department to improve follow-up and reduce reliance on hospital beds. Cardiac rehabilitation and community heart failure service will be part of the comprehensive suite of cardiology services onsite.



Medical Services

An acute stroke unit will be provided and will be supported by a dedicated rehabilitation service to improve health outcomes and minimise functional loss. New medical wards will provide a comprehensive service for a broad range of medical specialities including gastroenterology, respiratory, oncology, endocrinology and general medicine.

Medical outpatient clinics will be expanded to compliment inpatient services, with greater focus on risk management clinics, post-discharge follow-up and early intervention and prevention.

Renal dialysis will be redesigned to meet contemporary design standards.



Surgical Services

Surgical services will be significantly expanded including a doubling in the number of theatres and endoscopy procedure rooms.

There will be a new vascular surgery service as well as expanded orthopaedic, general surgery and urology.

New overnight surgical wards and a dedicated day surgery ward are all part of the enhanced surgical service.

The inpatient service will be supported by dedicated pre-admission clinics, orthopaedic and fracture clinics and rehabilitation services to improve patient outcomes and flow.



Rehabilitation

Specialist rehabilitation for a range of conditions, including stroke, orthopaedics, brain and spine injury and general rehab will be provided.

There will be new therapy and activity areas accessed by all inpatient wards. This will expedite access to rehabilitation services for acute patients to promote faster recovery.

A new day rehabilitation unit and outpatient clinics will be introduced, which will provide intensive rehabilitation from a rehab team in an outpatient setting.



Palliative Care

Specialist palliative care services for inpatients and outpatients will be located on the hospital site. The number of palliative care beds will significantly increase and will be provided in a dedicated palliative care ward. The volume of services available to the community will also be enhanced.

Palliative care will continue to offer home-based care and outpatient care.



Maternity, Birthing and Paediatric Service

Maternity and paediatrics will be provided in dedicated precincts that comprise acute admitted care, co-located with short stay units and non-admitted clinics.

A new maternity day assessment unit and Midwifery Group Practice model will be provided in the redeveloped hospital.

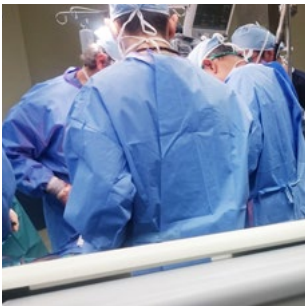
A new Paediatric Assessment unit will provide a short-stay model for patients not requiring overnight admissions, while outpatient clinics will be expanded to allow early access to care and improved post-discharge follow-up.



Emergency Department

The new emergency department will double emergency care capacity. Contemporary designs and models aimed at improving patient and carer experience are all part of the redevelopment.

In addition to the acute medical bays, an emergency short stay unit will be provided to improve patient flow and reduce wait times.



Intensive Care

The expanded clinical services and higher complexity of the new hospital requires significant enhancement in the size and level of intensive care.

A new intensive care unit will provide a contemporary state-of-the-art designed ward that will double the hospital's ability to provide the required support for its new and expanded services.



Nuclear Medicine & MRI Imaging

A new nuclear medicine department will provide procedures locally and reduce the need for travel to private services or to Wollongong for treatment. These services will support the growing Shoalhaven clinical services, such as cancer, cardiology and respiratory care.

A new MRI service will be introduced providing improved diagnostic capacity.

The medical imaging department will expand all modalities including CT, X-ray, ultrasound and mammography to support all of the clinical services, including cardiology, acute medicine, critical care and outpatient departments.



Mental Health

A new acute and non-acute Mental Health ward will be specifically designed to provide the right environment to support recovery-focused models for our mental health consumers.

Emergency and crisis response will be provided through a Psychiatric Emergency Care Centre co-located with the emergency department.

Day hospital will provide continued support to our non-admitted mental health consumers.

“It’s all about delivering the best in care and best in health while acknowledging that often when patients present to the Emergency Department it’s at a very vulnerable time in their lives, they may be frightened or anxious, and we need to look at how we can make that experience for them less stressful and less anxious.”

Simon Tucker, Clinical Director Emergency Medicine

